



NORTHLAND
INTERNATIONAL SCHOOL



CLASS V (2022-2023)



Dear Parents and Beloved Students,

Summer Vacations are at our doorsteps. Holidays are a well deserved opportunity to relax and unwind by indulging in activities that are pleasurable at the same time educative. You are going to enjoy your holidays. It's a sincere request to all to complete holiday projects and home assignments on time. Engage yourself whole heartedly as you will learn a lot through it. Practice your hobbies or inculcate new hobbies. Do a lot of Reading-can be newspapers, magazines, books or novels. Watch English news daily in order to equip yourself with the information and facts to be used as content in the writing skills.

Summer Holidays Homework is an initiative on our part, to inculcate innovativeness, creativity and interest in the tasks assigned to our students. It will not only enable them to recapitulate what was taught but will also help them to connect themselves to the various learning processes. Please ensure that your child complete the assignment neatly.

***Students Enjoy the fun filled activities designed especially for you during
Summer Vacations starting from 28 may to 3rd July 2022.
(School will reopen on 4th July)***

❖ **English:**

1. Write about yourself using the following expressions [always , frequently, usually, often, sometimes, rarely] (Use A4 sheet)
2. In the shape of wall hanging prepare an inspirational wall hanging. Write any 3-4 moral values on it and decorate your wall hanging with waste material.
3. Prepare a working model on sentence formation. You can use the given link: <https://youtu.be/u2DtyI9BSRc>
4. Make a short story using the following hints on A4 sheet.
A boy ----- lost in the Jungle ----- finds an old palace ----- sees a door with a big and heavy lock on it ----- breaks the lock ----- goes inside ----- sees a magic book ----- reads that book ----- a miracle happens ----- takes the book ----- comes back home ----- becomes rich man. Give a suitable title to the story. Paste some relevant pictures. Prepare a list of Nouns, Pronouns, Verbs and Adjectives used in the story.
5. Memorize and do written practice of all Question/Answer and book exercises done in the class (in English Reader and Grammar).

❖ **हिन्दी:**

1. भारत में मनाए जाने वाले फसल संबंधी कोई पाँच त्योहारों के चित्र चिपकाकर उनके बारे में पाँच - पाँच वाक्य लिखो।
2. सर्कस ,पिकनिक, विद्यालय तथा ऐतिहासिक इमारत के चित्र चिपकाकर उनके बारे में 10 - 10 वाक्य लिखें।
3. अपनी माता-पिता या दादा- दादी के साथ बैठकर उनसे रामायण तथा महाभारत की कहानियाँ सुनो तथा जो कहानी आपको सबसे अच्छी लगी हो उसे अपने शब्दों में लिखो।
4. व्याकरण पुस्तक पेज नंबर 77, 78 79,80,81,82,83,84 व्याकरण पुस्तक में पूरा करें।
5. अप्रैल तथा मई में कराया गया कार्य स्वच्छता पूर्वक अपनी अभ्यास पुस्तिका में लिखकर अभ्यास करें ।



❖ *Maths:*

1. Make a beautiful Scenery by using the concept of symmetry.

<https://images.app.goo.gl/ikpEbpfWpWUHybA9>




2. Prepare a working model of clock with the help of matchsticks/ broomsticks to show Roman numerals.

<https://images.app.goo.gl/uC7oRPRi6RsjQAPAA>



3. Make a working model of place value table.

<https://images.app.goo.gl/U29hNpbYy2z97bKeA>



4. Revise table from 2 to 15.

5. Revise all the work done in class till date in a separate notebook.

❖ *Social Studies:*

1. Make a model on any of the given topic below. You can also refer to the given links below.

- a) Planet in our Solar System.

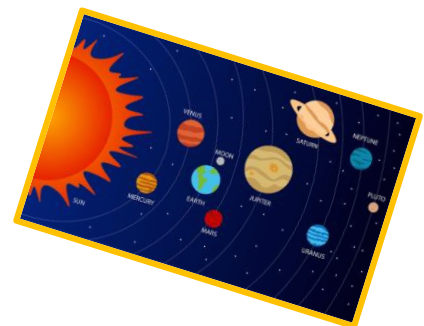
<https://youtu.be/-f49nSzht5M>

- b) Major heat zones of the Earth

<https://youtu.be/m9s8EstI-Fg>

- c) Major landforms of the earth.

<https://youtu.be/xEcE2cofdE4>



2. If nights were to be six months, what would have changed in our lives? Write in brief on A4 sheet.

3. Draw a colorful map of your neighbourhood on an A4 size sheet (light color) according to the given instructions.

1) Topic - My neighbourhood map

2) Your map must have -

a) A compass - to show directions.

b) A key - to explain the meaning of signs and symbols used in the map.

Refer to the given link.

<https://youtu.be/G-fA5eBhf5Y>

4) Revise and learn all the work done in the class till date.

○

❖ *Science:*

1. Let's Go Green

i. Create a planter using any old can, plastic bottle, coconut shell or broken coffee mugs.

ii. Decorate with recycled material like mirrors, shells, jute rope etc.

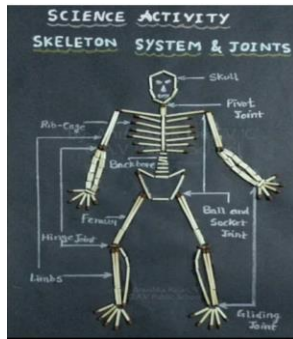
iii. Plant any seeds available in your kitchen, any herb like mint or small ornamental plants.

iv. Click the photographs once done and decorate your home with this self made planter.



2. Make a 3D model of food pyramid illustrating all the five major food groups and the food items providing these.

3. Make a model of human skeleton using cotton buds match sticks, plastic straws etc. and label the main parts and the joints.








4. Paste the pictures of the sense organs and write two functions of each.
(To be done in Science notebook)

5. Learn all the chapters as per the PT1 syllabus.

❖ *Computer:*

1. Learn and revise the work done in Textbook and Notebook.
2. (a) Collect the pictures of following machines Typewriter, Music System, Camera and Mobile phone.
(b) Paste them in your notebook
(c) Write a few lines on each of them.
3. Prepare a well explained chart or collage on the topic Generation of Computers with the timelines of the Technology used and its evolution.

Generation	Device	Hardware feature	Characteristics	System names
First (1942-1959)		<ul style="list-style-type: none"> ▶ Vacuum Tubes ▶ Punch Cards 	<ul style="list-style-type: none"> ▶ Support machine language only ▶ Very costly ▶ Generate lot of heat ▶ Huge size ▶ Consumed lot of electricity 	<ul style="list-style-type: none"> ▶ ENIAC ▶ EDVAC ▶ IBM 701
Second (1959-1965)		<ul style="list-style-type: none"> ▶ Transistors ▶ Magnetic Tapes 	<ul style="list-style-type: none"> ▶ Batch operating system ▶ Faster, smaller and reliable than previous generation ▶ Costly 	<ul style="list-style-type: none"> ▶ Honeywell 400 ▶ CDC 1604 ▶ IBM 7030
Third (1965-1975)		<ul style="list-style-type: none"> ▶ ICs ▶ Large capacity disk and Magnetic Tapes 	<ul style="list-style-type: none"> ▶ Time Sharing OS ▶ Faster, smaller and reliable cheaper ▶ Easier to update 	<ul style="list-style-type: none"> ▶ IBM 360/370 ▶ CDC 6600 ▶ PDP 8/11
Fourth (1975-1988)		<ul style="list-style-type: none"> ▶ ICs with VLSI Technology ▶ Semiconductor Memory ▶ Magnetic tapes and floppy as portable 	<ul style="list-style-type: none"> ▶ Multiprocessing & GUI OS ▶ Object oriented programs ▶ Small, affordable, easy to Use ▶ Easier to update 	<ul style="list-style-type: none"> ▶ Apple II ▶ VAX 9000 ▶ CRAY 1/2
Fifth (1988-Present)		<ul style="list-style-type: none"> ▶ ICs with ULSI Technology ▶ Large capacity hard disk with RAID Support ▶ Optical disks as portable read-only storage media ▶ powerful servers, internet, Cluster computing 	<ul style="list-style-type: none"> ▶ Powerful, cheaper, reliable, easy to use, portable ▶ Rapid software development possible 	<ul style="list-style-type: none"> ▶ IBM ▶ Pentium ▶ PARAM

❖ *Drawing:*

1. Make a beautiful design of planters with plastic bottles .

You can Refer to the given link.

<https://youtu.be/EsldMQVq05g>

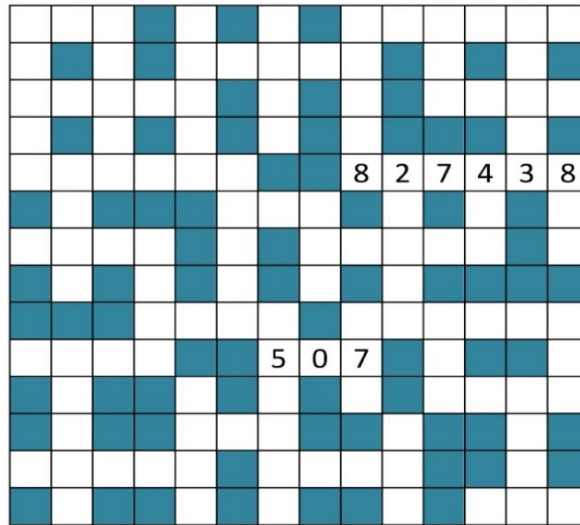
2. Do activities given on page number 29 and 32 as per instructed in the class.

❖ *General Knowledge:*

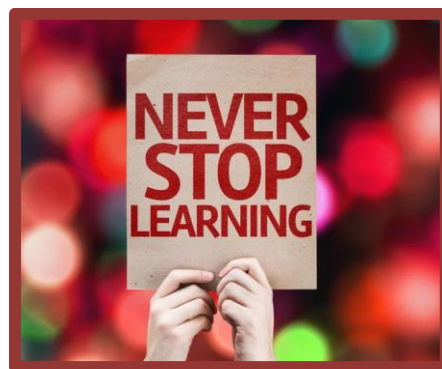
1. Write the names of currency of following countries and stick pictures of the same
Bhutan , Brazil, France ,Japan ,Malaysia, Maldives ,Venezuela and China.
2. Read newspaper Daily and make a diary of interesting newspaper articles of your choice.

FUN TIME

Work out which of the numbers goes in each space in the puzzle below. One of the the numbers has been done for you.



3 DIGITS		4 DIGITS		5 DIGITS		6 DIGITS
182	620	2598	7481	23471	46128	152694
308	621	2965	7615	24963	52733	160952
374	729	3299	8945	25974	53875	347316
455	766	5071	9278	27048	84130	827438
482	824	5479	9420	32471	87526	914752
493	906	6391		34623	93428	
507						



ENJOY YOUR VACATIONS.....